

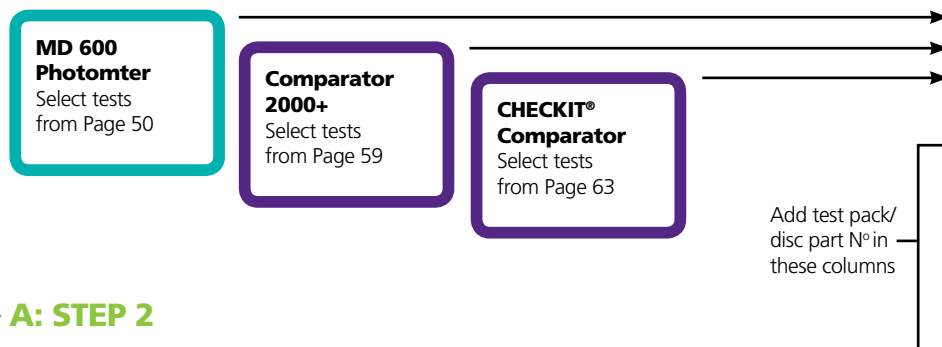
Building your own Test Kit

Lovibond® test kits can be constructed according to specific requirements by using this "Build Your Own" section of the catalogue.

Use the guide/log sheet below to compile all required part numbers for a quotation.

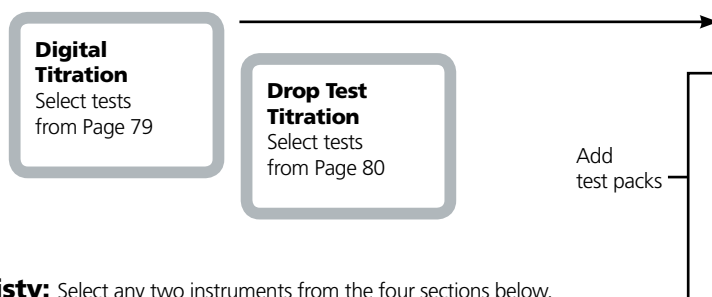
► A: STEP 1

For Colorimetric: Reagent packs should be chosen from **one** of the three sections below.
(Remember to include the comparator disc code when choosing from the CHECKIT® or Comparator 2000+ range)



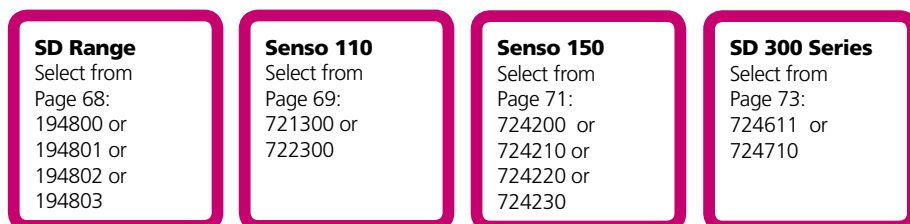
► A: STEP 2

For Titration: Reagent packs should be chosen from **one** of the sections below.



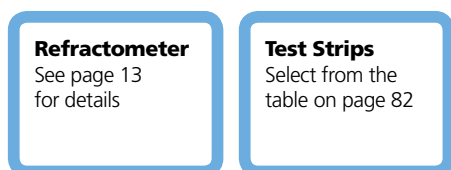
► A: STEP 3

For Electrochemistry: Select any two instruments from the four sections below.



► A: STEP 4

Add additional equipment from either of the following **two** sections.



► B: STEP 5

Select a case from the listings on Pages 39 – 42. Insert the code N° here
(All codes are now on one sheet to obtain a quotation).

Hardware

- 214020 :** MD 600 and accessories.
- 142020:** Lovibond® Comparator 2000+ and 2 x 10ml plastic cells.
- 145560:** CHECKIT® Comparator and 2 x 10ml plastic cells.
- 56A003901:** Digital Titrator + and 8 x complete syringette assemblies

Part Number		Yes/No (one)
Hardware: 214020		Yes/No
Hardware: 142020		Yes/No
Hardware: 145560		Yes/No
Parameter	Disc Number	Reagent pack

Titration	Yes/No
Hardware: 56A003901	
Parameter	Reagent pack

Electrochemistry (maximum 2 meters)

Additional Items

Case Code	Equipment Pack
	56A004001
	(required for all portable labs)